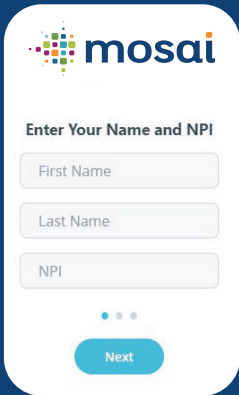


Mosai Circle for Physicians

Getting Started:

When a practice administrator invites you to Mosai Circle you will receive a unique email invitation with a hyperlink to join Mosai Circle.



mosai

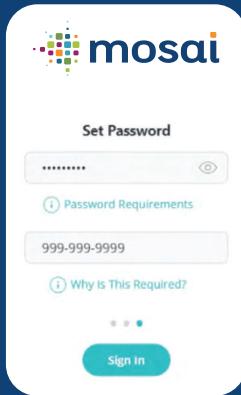
Enter Your Name and NPI

First Name

Last Name

NPI

Next



mosai

Set Password

Password Requirements

999-999-9999

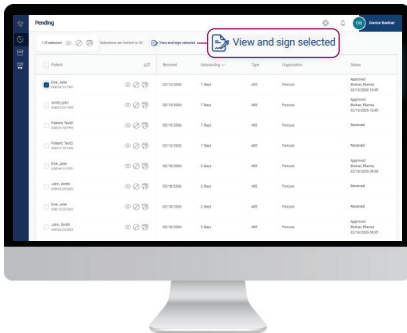
Why is This Required?

Sign In

To Register:

- ✓ Enter your name, NPI, phone number, and set a password.
- ✓ You will receive a text code for future logins.

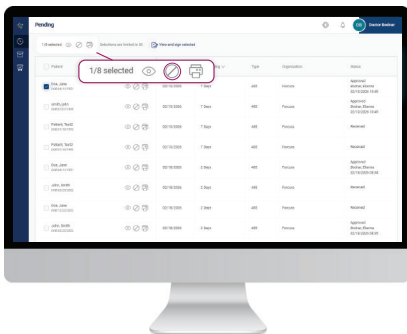
The NPI number will ensure you receive orders from multiple agencies in one Mosai Circle account.



Signing Orders

Orders can only be signed by providers. Office staff may pre-approve orders for signing prior to the provider logging in. On the Signature Required tab, select the icon to open the order.

- Individually check boxes next to each patient name.
- Select "View and sign selected."



Rejecting Orders

Orders can be rejected by both Physicians and Office Staff on the Signature Required tab.

- Select the Eye Icon.
- Select the Reject Icon.
- Select the Reason for Declining from the dropdown.

Helpful Tips

- You can customize the notification schedule and method of notifications.
- You can add staff users to help with approving care plans or managing signed orders.
- Ask your practice administrator to [LEARN MORE!](#)